

Suburb Profile Report
Ormeau Hills QLD 4208

Prepared on 26 April 2023



CoreLogic®





43km
Distance from GPO

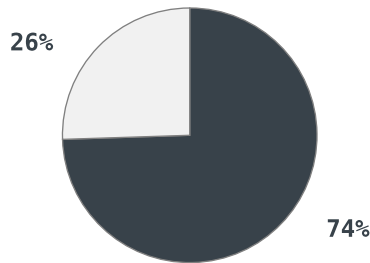


3.1k
Population

↑604.0%
5 year population change



8 years
Average length of ownership



■ Owner Occupiers ■ Renters



The size of Ormeau Hills is approximately 8.6 square kilometres. It has 16 parks covering nearly 4.7% of total area. The population of Ormeau Hills in 2011 was 447 people. By 2016 the population was 3,147 showing a population growth of 604.0% in the area during that time. The predominant age group in Ormeau Hills is 0-9 years. Households in Ormeau Hills are primarily couples with children and are likely to be repaying \$1800 - \$2399 per month on mortgage repayments. In general, people in Ormeau Hills work in a professional occupation. In 2011, 84.2% of the homes in Ormeau Hills were owner-occupied compared with 73.6% in 2016. Currently the median sales price of houses in the area is \$731,200.

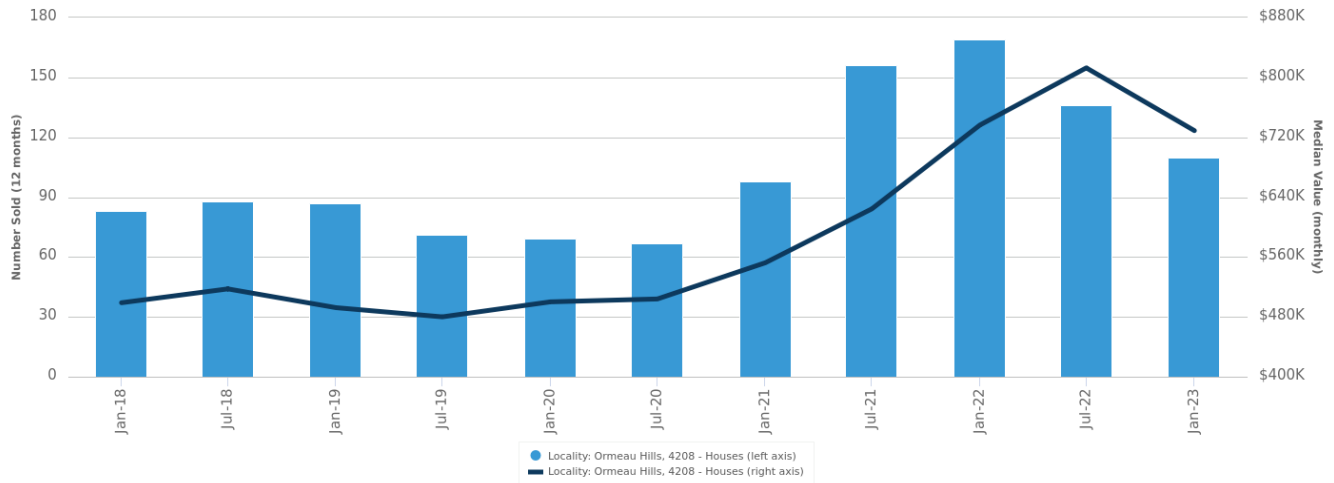
	Total dwellings	Total new listings*	Median Value	Total number currently listed
	1,201	116	\$725,565	12
	37	1	-	0

*Total number of unique properties listed for sale over the past 12 months.

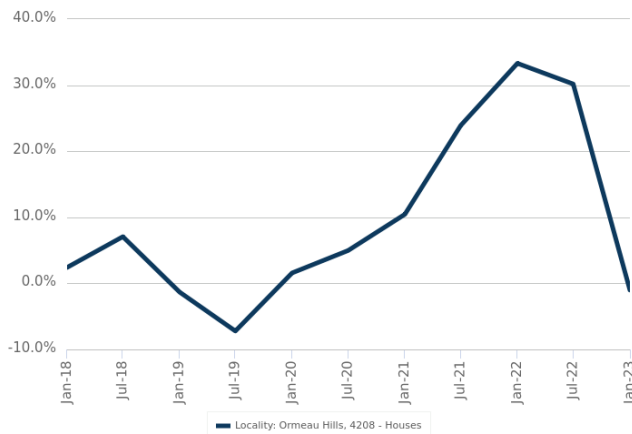


Houses: For Sale

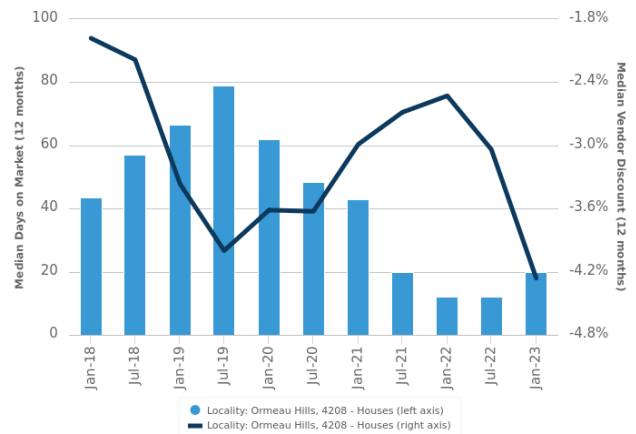
Number Sold vs. Median Value (monthly)



Change in Median Value



Median Days on Market vs. Median Vendor Discount



\$\$\$

Upper Quartile Price*

\$857,500

The 75th percentile sale price of sales over the past 12 months within the suburb.

\$\$

Median Price*

\$731,200

The middle sale price of all transactions recorded over the past 12 months within the suburb. Note that sale prices lower than \$10,000 and higher than \$80,000,000 are excluded from the analysis.

\$

Lower Quartile Price*

\$656,250

The 25th percentile sale price of sales over the past 12 months within the suburb.

*Statistics are calculated over a rolling 12 month period

Houses: Market Activity Snapshot

On The Market

0

2
BEDROOMS

Recently Sold

0

There are no 2 bedroom Houses on the market in this suburb There are no recently sold 2 bedroom Houses in this suburb

3

3
BEDROOMS

10



45 Tillyroen Road Ormeau Hills QLD 4208
Listed on 06 Apr 2023
Offers above \$440,000

1
 1
 1
557m²



11 Preston Street Ormeau Hills QLD 4208
Sold on 05 Apr 2023
Not Disclosed

1
 2
 1
313m²



25 Ormeau Ridge Road Ormeau Hills QLD 4208
Listed on 31 Mar 2023
Offers over \$799,000

4
 2
 1
750m²



5 Landsdowne Drive Ormeau Hills QLD 4208
Sold on 21 Mar 2023
\$715,000*

2
 2
 1
400m²

6

4
BEDROOMS

23



9 Cardrona Crescent Ormeau Hills QLD 4208
Listed on 21 Apr 2023
Offers Starting from \$849,000

2
 2
 1
1,199m²



43 Balla Balla Crescent Ormeau Hills QLD 4208
Sold on 17 Apr 2023
\$787,500*

3
 2
 1
493m²



130 River Run Circuit Ormeau Hills QLD 4208
Listed on 19 Apr 2023
\$820,000+

4
 2
 1
350m²



12 Schablon Close Ormeau Hills QLD 4208
Sold on 28 Mar 2023
\$785,000*

2
 2
 1
751m²

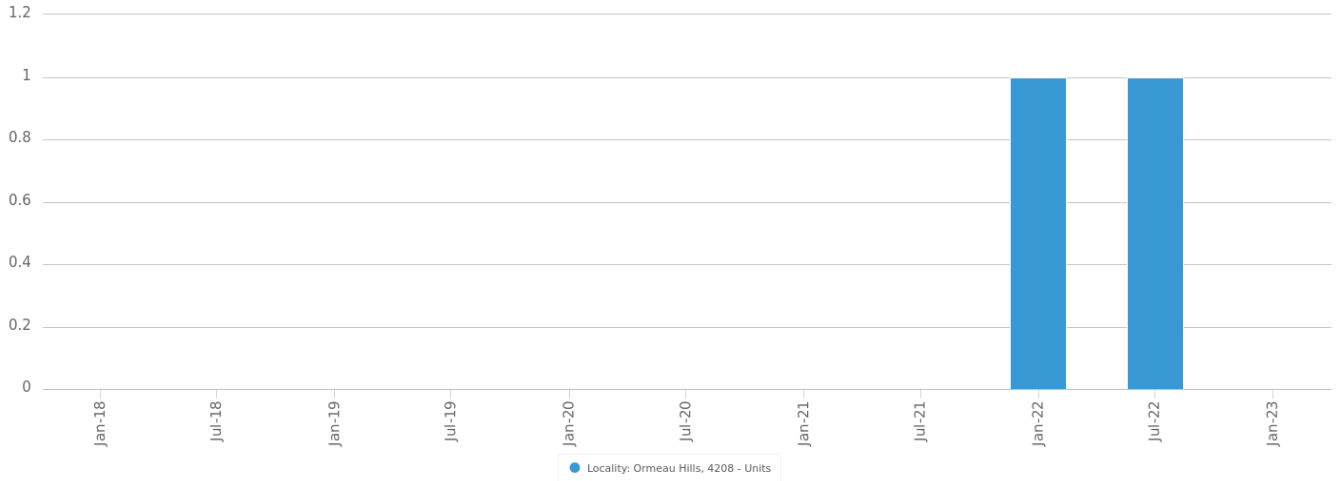


= number of houses currently On the Market or Sold within the last 6 months

*Agent advised

Units: For Sale

Number Sold vs. Median Value (monthly)



\$\$\$

Upper Quartile Price*

\$357,500

The 75th percentile sale price of sales over the past 12 months within the suburb.

\$\$

Median Price*

\$296,250

The middle sale price of all transactions recorded over the past 12 months within the suburb. Note that sale prices lower than \$10,000 and higher than \$80,000,000 are excluded from the analysis.

\$

Lower Quartile Price*

\$269,750

The 25th percentile sale price of sales over the past 12 months within the suburb.

*Statistics are calculated over a rolling 12 month period

Units: Market Activity Snapshot

On The Market



Recently Sold



There are no 1 bedroom Units on the market in this suburb

There are no recently sold 1 bedroom Units in this suburb



There are no 2 bedroom Units on the market in this suburb

There are no recently sold 2 bedroom Units in this suburb



There are no 3 bedroom Units on the market in this suburb

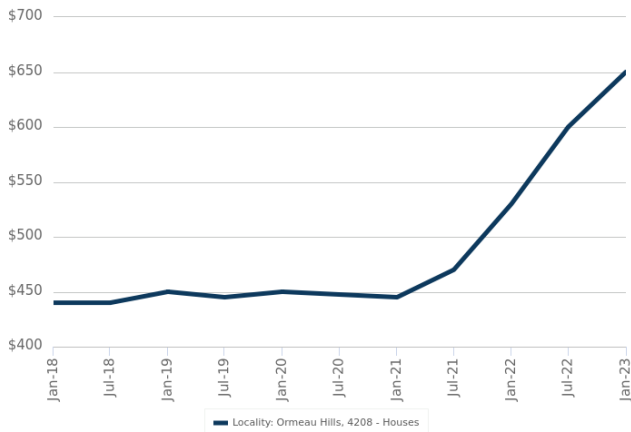
There are no recently sold 3 bedroom Units in this suburb



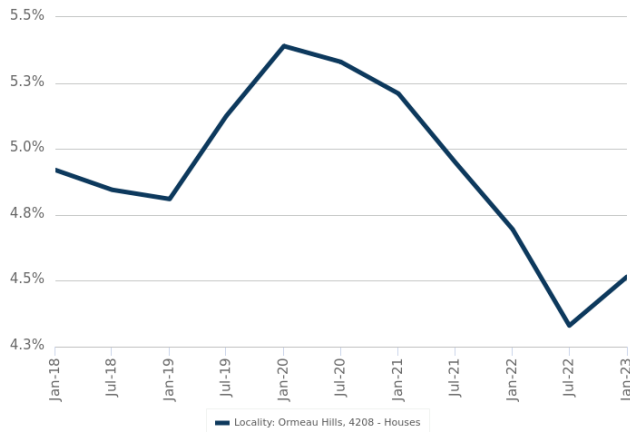
= number of units currently On the Market or Sold within the last 6 months

Houses: For Rent

Median Asking Rent (12 months)



Indicative Gross Rental Yield (12 months)



Houses: Rental Activity Snapshot

For Rent
 0
 2 BEDROOMS

There are no 2 bedroom Houses for rent in this suburb

1
 3 BEDROOMS




158 Barrenjoey Drive
Ormeau Hills QLD 4208

Listed on 28 Mar 2023
- /W



11
 4 BEDROOMS



8 Adelaide Crescent
Ormeau Hills QLD 4208

Listed on 21 Apr 2023
\$650/W



22 Balla Balla Crescent
Ormeau Hills QLD 4208

Listed on 19 Apr 2023
\$640/W



= number of houses observed as On the Market for Rent within the last month

Units: Rental Activity Snapshot

For Rent



0



1
BEDROOMS

There are no 1 bedroom Units for rent in this suburb



0



2
BEDROOMS

There are no 2 bedroom Units for rent in this suburb



0



3
BEDROOMS

There are no 3 bedroom Units for rent in this suburb



= number of units observed as On the Market for Rent within the last month

DISCLAIMER

Copyright

This publication reproduces materials and content owned or licenced by CoreLogic and may include data, statistics, estimates, indices, photographs, maps, tools, calculators (including their outputs), commentary, reports and other information (CoreLogic Data).

CoreLogic Standard Disclaimer

The CoreLogic Data provided in this publication is of a general nature and should not be construed as specific advice or relied upon in lieu of appropriate professional advice.

While CoreLogic uses commercially reasonable efforts to ensure the CoreLogic Data is current, CoreLogic does not warrant the accuracy, currency or completeness of the CoreLogic Data and to the full extent permitted by law excludes liability for any loss or damage howsoever arising (including through negligence) in connection with the CoreLogic Data.

This publication contains data and statistics provided by the Australian Bureau of Statistics, available at <http://www.abs.gov.au/> and reproduced under Creative Commons Attribution 2.5 <http://creativecommons.org/licenses/by/2.5/au/legalcode>.

Mapping Data

A map showing an area or boundaries of a property is indicative only and may not be complete or accurate.

State and Territory Data

Based on or contains data provided by the State of Queensland (Department of Resources) 2023. In consideration of the State permitting use of this data you acknowledge and agree that the State gives no warranty in relation to the data (including accuracy, reliability, completeness, currency or suitability) and accepts no liability (including without limitation, liability in negligence) for any loss, damage or costs (including consequential damage) relating to any use of the data. Data must not be used for direct marketing or be used in breach of the privacy laws; more information at www.propertydatacodeofconduct.com.au

If you have any questions or concerns about the information in this report, please contact our customer care team.

Within Australia: **1300 734 318**
Outside Australia: **(+61) 7 3114 9999**
Email us: customercare@corelogic.com.au